

1914

CATALOGUE AND PRICE LIST


SECTION L

BATTERY RECEPTACLES


Battery Chutes

Battery Boxes


R. S. A. SINGLE AND DOUBLE CAST IRON BATTERY CHUTES



**R. S. A. Single
Battery Chute**



**R. S. A. Double
Battery Chute**



**Horizontal Trunking
Cap No. 37**

These Battery Chutes are made in accordance with R. S. A. Drawings. They are cast in one piece without joints and plugs in bottom, making them absolutely waterproof. They are arranged so that masts for Highway Crossing Alarms may be bolted on in place of Trunking Caps.

Three Cell Elevators and Frost Boards are in accordance with R. S. A. Drawings, but Chutes can be equipped with two or four cell Elevators when required.

R. S. A. Trunking Cap is furnished unless otherwise specified. Horizontal Trunking Cap No. 37 has 4" x 4" inlet for surface trunking and will be furnished only when specified.

Chutes can be furnished 5, 6, 7, 8 and 9 feet long with 2, 3 or 4 cell Elevators.



R. S. A. SINGLE CAST IRON BATTERY CHUTES

Trade No.	DESCRIPTION	List Price
1230-25	R. S. A. Single Cast Iron Battery Chute 5' long with Cover, R. S. A. Trunking Cap and Bolts	\$20.40
1230-1	Same as above except 6' long	21.90
1230-5	“ “ “ “ 7' “	23.40
1230-9	“ “ “ “ 8' “	24.90
1230-13	“ “ “ “ 9' “	27.40
1230-26	R. S. A. Single Cast Iron Battery Chute 5' long with Cover, R. S. A. Trunking Cap, Bolts and 2-Cell Elevator	22.00
1230-17	Same as above except 6' long	23.50
1230-19	“ “ “ “ 7' “	25.00
1230-21	“ “ “ “ 8' “	26.50
1230-23	“ “ “ “ 9' “	29.00
1230-27	R. S. A. Single Cast Iron Battery Chute 5' long with Cover, R. S. A. Trunking Cap, Bolts and R. S. A. 3-Cell Elevator	22.40
1230-2	Same as above except 6' long	23.90
1230-6	“ “ “ “ 7' “	25.40
1230-10	“ “ “ “ 8' “	26.90
1230-14	“ “ “ “ 9' “	29.40
1230-28	R. S. A. Single Cast Iron Battery Chute 5' long with Cover, R. S. A. Trunking Cap, Bolts and 4-Cell Elevator	22.80
1230-18	Same as above except 6' long	24.30
1230-20	“ “ “ “ 7' “	25.80
1230-22	“ “ “ “ 8' “	27.30
1230-24	“ “ “ “ 9' “	29.80
1228-7	R. S. A. Single Cast Iron Battery Chute Body 5' long
1228-1	Same as above except 6' long
1228-4	“ “ “ “ 7' “
1228-5	“ “ “ “ 8' “
1228-6	“ “ “ “ 9' “
1228-2	Cover for R. S. A. Single Cast Iron Battery Chute
1228-3	R. S. A. Trunking Cap60
37	Trunking Cap with Horizontal Outlet	1.20
1230-29	$\frac{3}{4}$ " x 2" Bolt and Nut for fastening Trunking Cap08
1227-8	R. S. A. 3-Cell Elevator with Frost Board	2.00
1227-17	Same as above except for two Cells	1.60
1227-18	“ “ “ “ “ four “	2.40

R. S. A. Trunking Cap is furnished unless otherwise specified. When Trunking Cap No. 37 is specified, add 60 cents to list price of complete Chute.




R. S. A. DOUBLE CAST IRON BATTERY CHUTE

Trade No.	DESCRIPTION	List Price
1230-38	R. S. A. Double Cast Iron Battery Chute 5' long with Cover,	
	R. S. A. Trunking Cap and Bolts.....	\$28.80
1230-3	Same as above except 6' long.....	32.80
1230-7	“ “ “ “ 7' “	36.80
1230-11	“ “ “ “ 8' “	40.80
1230-15	“ “ “ “ 9' “	44.80
1230-39	R. S. A. Double Cast Iron Battery Chute 5' long with Cover,	
	R. S. A. Trunking Cap, Bolts, two 2-Cell Elevators and	
	Division Board.....	32.00
1230-30	Same as above except 6' long.....	36.00
1230-32	“ “ “ “ 7' “	40.00
1230-34	“ “ “ “ 8' “	44.00
1230-36	“ “ “ “ 9' “	48.00
1230-40	R. S. A. Double Cast Iron Battery Chute 5' long with Cover,	
	R. S. A. Trunking Cap, Bolts, two R. S. A. 3-Cell Elevators	
	and Division Board.....	32.80
1230-4	Same as above except 6' long.....	36.80
1230-8	“ “ “ “ 7' “	40.80
1230-12	“ “ “ “ 8' “	44.80
1230-16	“ “ “ “ 9' “	48.80
1230-41	R. S. A. Double Cast Iron Battery Chute 5' long with Cover,	
	R. S. A. Trunking Cap, Bolts, two 4-Cell Elevators and	
	Division Board.....	33.60
1230-31	Same as above except 6' long.....	37.60
1230-33	“ “ “ “ 7' “	41.60
1230-35	“ “ “ “ 8' “	45.60
1230-37	“ “ “ “ 9' “	49.60
1229-10	R. S. A. Double Cast Iron Battery Chute Body 5' long.....	
1229-1	Same as above except 6' long.....	
1239-4	“ “ “ “ 7' “	
1229-6	“ “ “ “ 8' “	
1229-8	“ “ “ “ 9' “	
1229-2	Cover for R. S. A. Double Battery Chute.....	
1228-3	R. S. A. Trunking Cap.....	.60
37	Trunking Cap with Horizontal Outlet.....	1.20
1230-29	3/4" x 2" Bolt and Nut for fastening Trunking Cap.....	.08
1227-10	R. S. A. Three-Cell Elevator with Frost Board.....	2.00
1227-19	Same as above except for two Cells.....	1.60
1227-20	“ “ “ “ “ four “	2.40
1229-11	R. S. A. Hardwood Division Board for 5' Chute.....	
1229-3	Same as above except for 6' Chute.....	
1229-5	“ “ “ “ “ 7' “	
1229-7	“ “ “ “ “ 8' “	
1229-9	“ “ “ “ “ 9' “	

R. S. A. Trunking Cap No. 1228-3 is furnished unless otherwise specified. When Trunking Cap No. 37 is specified, add 60 cents to list price of Battery Chutes.

SHORT BATTERY CHUTE



Short Chute
Style No. 36


This Chute is designed to hold **R. S. A.** Potash Batteries, or other Caustic Soda, Track Batteries, and for Storage Batteries. It is furnished with special large Elevators to hold either two or four cells, and is provided with Frost Board and Trunking Caps.

The Cover and upper end of body are identical with Double Battery Chute Style No. 1229. All parts are well painted and Chute guaranteed waterproof and durable.

Trade No.	DESCRIPTION	List Price
36-1	Short Double Battery Chute 27" long, to hold two Cells Caustic Potash or one Cell Storage Battery, complete as shown, each.....	\$18.00
36-2	Chute Body only for above, each.....
1228-2	Cover only.....
1228-3	Trunking Cap only.....
1230-29	$\frac{3}{4}$ " x 2" Bolt and Nut for above, each.....	.08
36-10	Short Double Battery Chute, 42" long to hold four Cells Caustic Potash Batteries or two Cells Storage Batteries, complete as shown.....	28.00
36-11	Body only for above.....

IRON COVERED WOOD BATTERY BOX

Style Nos. 329 and 330



Battery Box No. 329


These Battery Boxes are made of first class tongued and grooved lumber. Top is covered with heavy galvanized iron and boxes are watertight and well painted inside and outside. They are provided with specially heavy hinges and hasps which are bolted so that boxes cannot be opened without removing the lock.

These boxes are furnished in two standard sizes, for batteries of Crossing Signals and Automatic Block Signals as listed.

Trade No.	DESCRIPTION	List Price
329	Standard Small Size Wood Battery Box 12" x 30" x 18" deep as shown	\$15.00
330	Standard Large Size Wood Battery Box 18" x 45" x 18" deep	18.00

CAST IRON BATTERY BOXES

Style Nos. 320 and 321



Battery Box No. 321

These Battery Boxes are cast in one piece without joints or plugs and are guaranteed waterproof. They are provided with heavy hinged tops and standard trunking caps. The covers are provided with Lock Lugs same as on Battery Chutes. This Box is furnished completely wood lined, with Frost Board, as shown or plain, provided with wood floor for batteries to stand upon. Interior dimensions of wood linings are 28" x 14" x 15½" deep. A dead air space surrounds entire wood lining, thus assuring even temperature for batteries.

Plain boxes with wood floors have interior dimensions of 30½" x 16½" x 17" deep. All parts of boxes are well painted inside and outside and are practically indestructible, being made of very heavy cast iron.


They are used for local batteries of Highway Crossing Alarms, for Track Batteries, in the warmer climates, and many other uses which readily suggest themselves.

Trade No.	DESCRIPTION	List Price
321	Cast Iron Battery Box Wood Lined throughout, complete as described and shown.....	\$35.00
320	Cast Iron Battery Box plain, with Wood Floor, complete as described and shown.....	28.00

We are prepared to furnish upon short notice, special designs of Cast Iron Battery Boxes and Battery Wells of any capacity, either one piece castings or sectional "Knocked Down."

CAST IRON BATTERY BOXES

Style Nos. 322 and 323



Battery Box No. 323

These Boxes are used to hold batteries for Electric Signals and Crossing Alarms, and are in every respect similar to Boxes Nos. 320 and 321. Covers, linings, trunking caps, etc., are interchangeable with them. The depth of deep boxes is 30" and inside measurements of wood lining of Box No. 323 is 26" x 14" x 15½" deep, leaving a large dead air space surrounding lining which serves to keep batteries at a uniform temperature. Plain boxes with wood floors have interior dimensions of 30½" x 16½" x 30" deep.

Boxes are cast in one piece and all parts well painted inside and outside and are guaranteed waterproof.


Trade No.	DESCRIPTION	List Price
323	Cast Iron Battery Box with Wood Lining and Frost Board complete as described and shown.....	\$50.00
322	Cast Iron Box plain, with Wood Floor, complete as described	42.50

We are prepared to furnish upon short notice special designs of Cast Iron Battery Boxes and Battery Wells of any capacity, either one piece castings or sectional "Knocked Down."



CAST IRON BATTERY BOXES

Style Nos. 324 and 325



Battery Box No. 325

These Battery Boxes are larger than Style Nos. 320 and 321 and are used to hold Caustic Potash and Storage Batteries of Electric Semaphore Signals, Crossing Bells, etc. Boxes are cast in one piece and covers are hinged with heavy lugs and are provided with Standard Trunking Cap and Lock Lugs. Furnished plain with wood floor or completely wood lined with Frost Board as shown. Wood lined boxes have a dead air space all around thus assuring even temperature for batteries. Inside dimensions of plain boxes are 31" x 31" x 17" deep and wood lining in boxes No. 325 has inside dimensions 28" x 28" x 17".


Trade No.	DESCRIPTION	List Price
325	Cast Iron Battery Box complete with Wood Lining and Frost Board as described and shown	\$49.00
324	Cast Iron Battery Box, Plain with Wood Floor, complete as described	39.00

We are prepared to furnish upon short notice special designs of Cast Iron Battery Boxes and Battery Wells of any capacity, either one-piece castings or sectional "Knocked Down."



CAST IRON BATTERY BOXES

Style Nos. 326 and 327



Battery Box No. 327

These Boxes are heavy one piece castings and are provided with heavy covers, hinges and Trunking Caps. Boxes No. 327 are wood lined, inside dimensions of wood lining is 28" x 28" x 17" deep. Wood lining is surrounded by dead air space which serves to keep batteries at an even temperature.

Battery Box No. 326 is not wood lined but has wood floor for batteries to stand upon. Inside dimensions are 30½" x 30½" x 30" deep.

All iron and wood parts are well painted inside and outside.

Trade No.	DESCRIPTION	List Price
327	Cast Iron Battery Box complete with Wood Lining and Frost Board as described and shown	\$63.00
326	Cast Iron Battery Box, Plain with Wood Floor as described . .	52.00

We are prepared to furnish upon short notice special designs of Cast Iron Battery Boxes and Battery Wells of any capacity, either one-piece castings or sectional "Knocked Down."